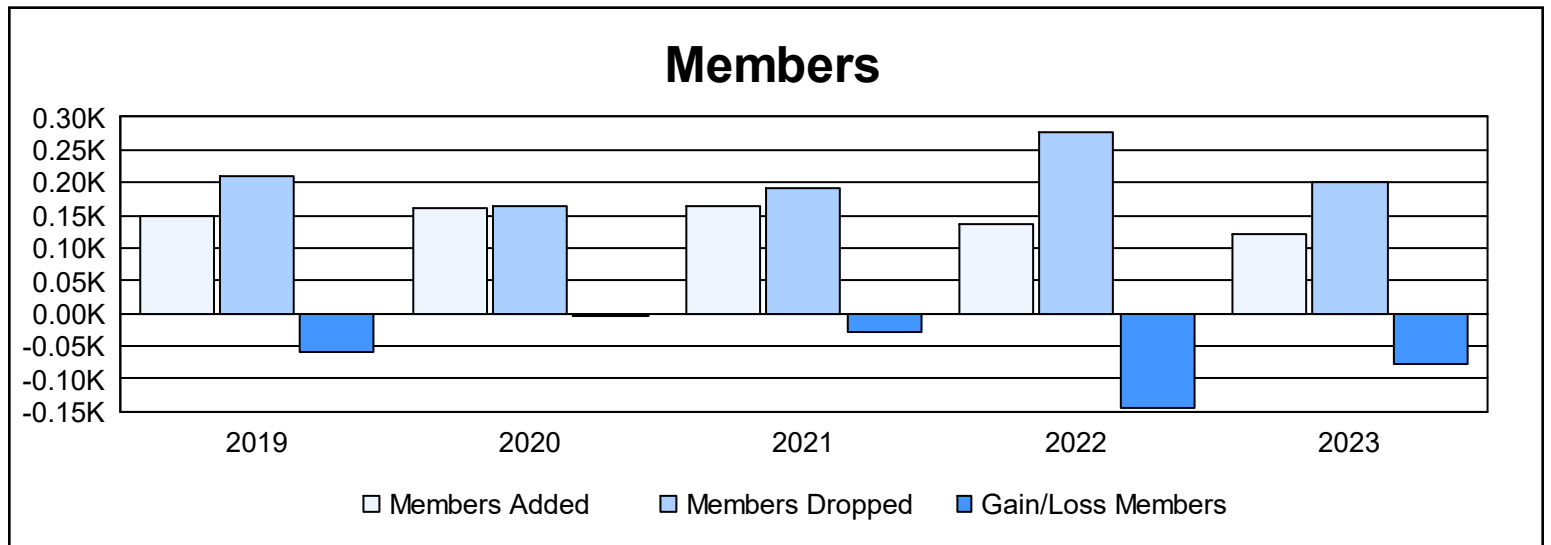
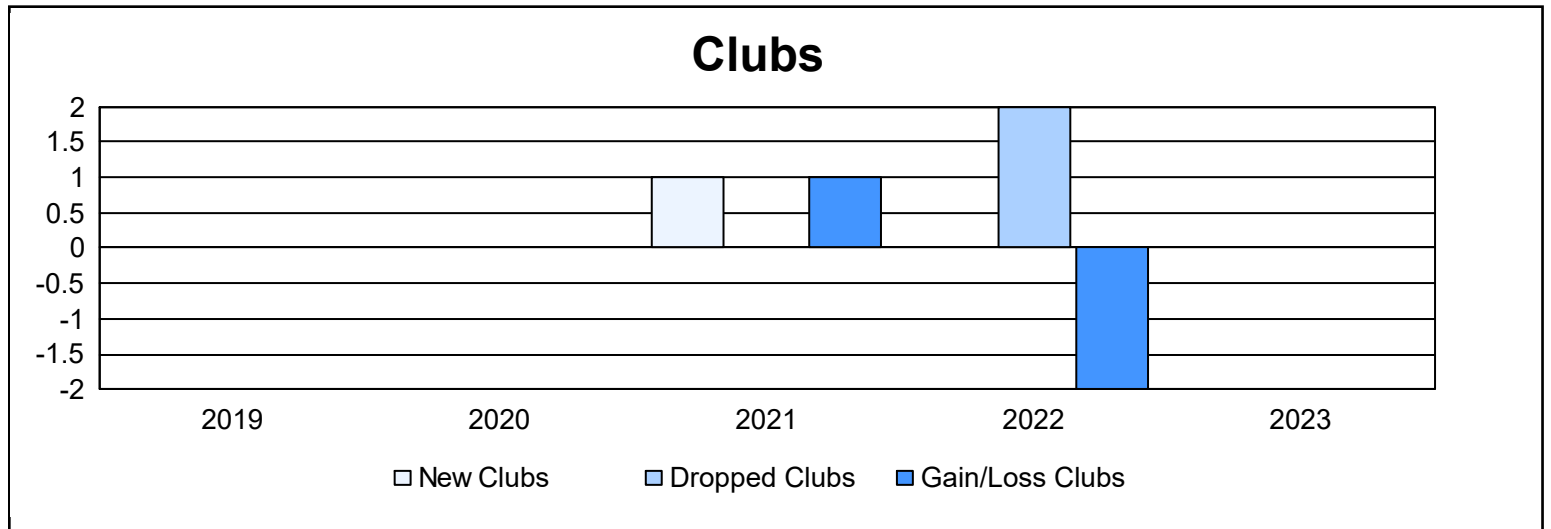
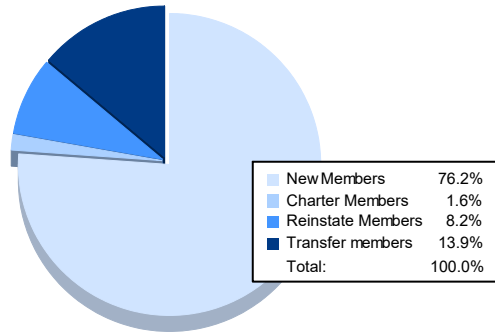


| Year | New Clubs | Dropped Clubs | Gain/ Loss Clubs | New Members | Charter Members | Reinstate Members | Transfer Members | Total Member Added | Total Members Dropped | Gain/ Loss Members |
|----------------|-----------|---------------|------------------|-------------|-----------------|-------------------|------------------|--------------------|-----------------------|--------------------|
| 2018-2019 | 0 | 0 | 0 | 119 | 5 | 5 | 21 | 150 | 210 | -60 |
| 2019-2020 | 0 | 0 | 0 | 122 | 6 | 4 | 28 | 160 | 164 | -4 |
| 2020-2021 | 1 | 0 | 1 | 123 | 18 | 4 | 19 | 164 | 191 | -27 |
| 2021-2022 | 0 | 2 | -2 | 98 | 3 | 12 | 22 | 135 | 278 | -143 |
| 2022-2023 | 0 | 0 | 0 | 93 | 2 | 10 | 17 | 122 | 200 | -78 |
| Average | 0 | 0 | 0 | 111 | 7 | 7 | 21 | 146 | 209 | -62 |



Membership Composition June 2023 Cumulative



Gender Composition June 2023 Cumulative

